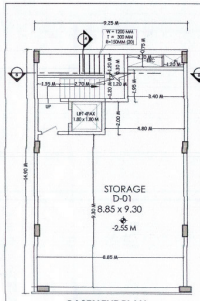

BASEMENT PLAN

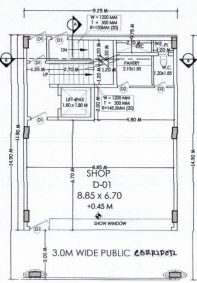

GROUND FLOOR PLAN

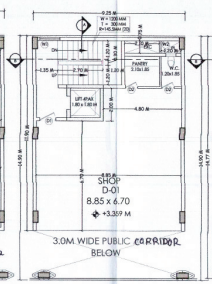

1ST FLOOR PLAN

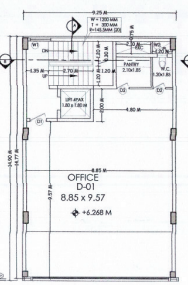

2ND FLOOR PLAN

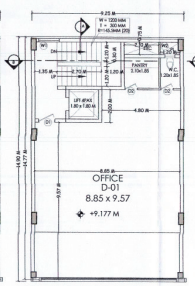

3RD FLOOR PLAN

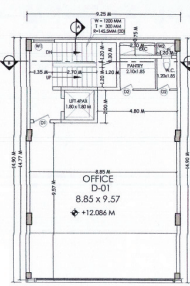

4TH FLOOR PLAN

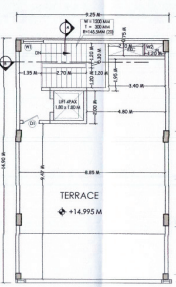

TERRACE PLAN

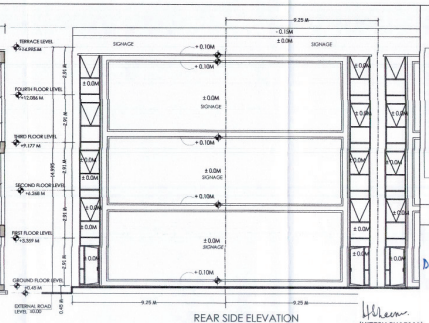

REAR SIDE ELEVATION

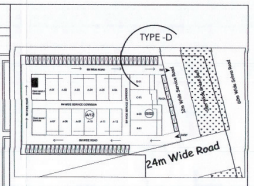

KEY PLAN

DRGNO:- D(TCP 9011 D) Dated:- 15-02-23

(HITESH SHARMA) STP (HQ)

(P.K. SINGH) CTP (HR)

(T.L. SATYAPRAKASH, IAS) DG,TCP (HR)

(RAM AVTAR BASSI) JD (HQ)

(SANJAY NARANG) ATP (HQ)

(R.S. BATTH) DTP (HQ)

SCHEDULE OF DOORS & WINDOWS					
SNO	NAME TYPE	WIDTH	HEIGHT F.F.L	CILL F.F.L	LINTEL LVL F.F.L
1.	G1	1.2	2.41	±0.0	+2.41
2.	D1	1.0	2.1	±0.0	+2.41
3.	D2	0.75	2.1	±0.0	+2.41
4.	W1	1.35	1.36	1.05	+2.41
5.	W2	0.4	1.36	1.05	+2.41

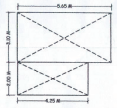

MUMTY AREA DIAGRAM

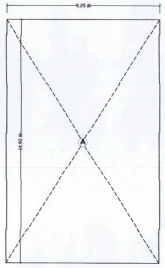

GROUND FLOOR AREA

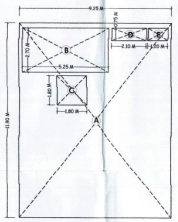

1ST FLOOR AREA

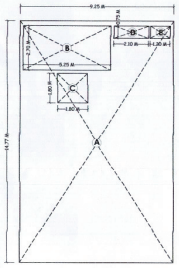

2ND FLOOR AREA

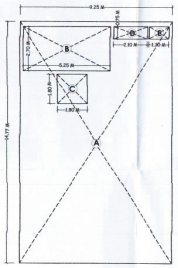

3RD FLOOR AREA

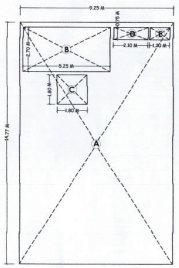

4TH FLOOR AREA

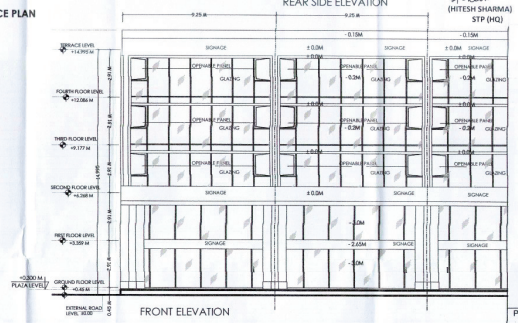

FRONT ELEVATION

SCO TYPE D

FLOOR	WIDTH(M)	DEPTH(M)	PLOT AREA SQ.M	DEDUCTION(LIFT, STAIRCASE, SHAFT) (SQ.M)	FAR AREA (SQ.M)	FAR AREA (SQ.YARD)
GROUND FLOOR	9.25	14.90	137.825		137.825	164.839
FIRST FLOOR	9.25	11.90	110.075	19.89	90.185	107.861
SECOND FLOOR	9.25	14.77	136.6225	19.89	116.7325	139.612
THIRD FLOOR	9.25	14.77	136.6225	19.89	116.7325	139.612
FOURTH FLOOR	9.25	14.77	136.6225	19.89	116.7325	139.612
FAR PER PLOT					578.2075	691.53617
TOTAL FAR OF SCO TYPE D- REGULAR PLOTS 1 NOS.					578.2075	691.53617

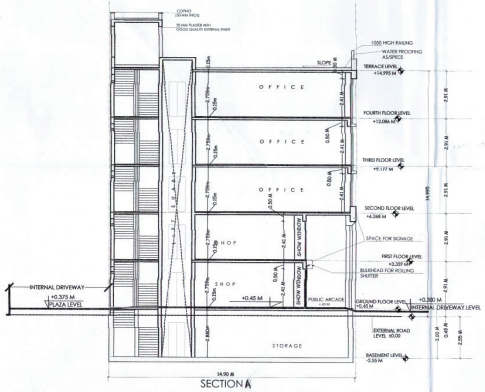

SECTION A

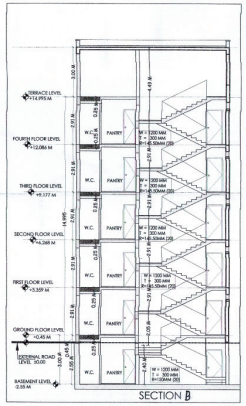

SECTION B

BLOCK D

AREA CALCULATIONS OF GROUND FLOOR								
ADDITIONS								
A	9.25	x	14.90	x	1	=	**137.825**	(A)
AREA CALCULATIONS OF FIRST FLOOR								
ADDITIONS								
A	9.25	x	11.90	x	1	=	**110.075**	(A)
DEDUCTIONS								
B	5.25	x	2.70	x	1	=	14.175	
C	1.80	x	1.80	x	1	=	3.24	
D	2.10	x	0.75	x	1	=	1.575	
E	1.20	x	0.75	x	1	=	0.9	
						TOTAL	**19.89**	**SQ.MT** (B)
NET AREA OF FIRST FLOOR						(A)-(B) =	**90.19**	**SQ.MT**
AREA CALCULATIONS OF SECOND FLOOR								
ADDITIONS								
A	9.30	x	14.77	x	1	=	**136.6225**	(A)
DEDUCTIONS								
B	5.25	x	2.70	x	1	=	14.175	
C	1.80	x	1.80	x	1	=	3.24	
D	2.10	x	0.75	x	1	=	1.575	
E	1.20	x	0.75	x	1	=	0.9	
						TOTAL	**19.89**	**SQ.MT** (B)
NET AREA OF SECOND FLOOR						(A)-(B) =	**112.05**	**SQ.MT**

AREA CALCULATIONS OF THIRD FLOOR								
ADDITIONS								
A	9.25	x	14.77	x	1	=	**136.6225**	(A)
DEDUCTIONS								
B	5.25	x	2.7	x	1	=	14.175	
C	1.80	x	1.80	x	1	=	3.24	
D	2.10	x	0.75	x	1	=	1.575	
E	1.20	x	0.75	x	1	=	0.9	
						TOTAL	**19.89**	**SQ.MT** (B)
NET AREA OF THIRD FLOOR						(A)-(B) =	**116.73**	**SQ.MT**
AREA CALCULATIONS OF FOURTH FLOOR								
ADDITIONS								
A	9.25	x	14.77	x	1	=	**136.6225**	(A)
DEDUCTIONS								
B	5.25	x	2.7	x	1	=	14.175	
C	1.80	x	1.80	x	1	=	3.24	
D	2.10	x	0.75	x	1	=	1.575	
E	1.20	x	0.75	x	1	=	0.9	
						TOTAL	**19.89**	**SQ.MT** (B)
NET AREA OF FOURTH FLOOR						(A)-(B) =	**116.73**	**SQ.MT**
TOTAL FAR AREA OF PER PLOT						=	**578.2075**	**SQ.MT**
						=	**691.5303879**	**SQ.YARD**

PROMOTERS

DLF

DLF HOME DEVELOPERS LTD.

PROJECT TITLE

PROPOSED COMMERCIAL PLOTTED COLONY (SCO) OVER AN LAND ADMEASURING 2.00 ACRES AT SECTOR 68, VILLAGE BADSHAHPUR, GURUGRAM

SHEET TITLE

SCO TYPE D - GROUND ,BASEMENT,1ST FLOOR , TYPICAL PLAN, AREA DIAGRAM, ELEVATIONS SECTIONS

Document Release Type

SUBMISSION DRAWING

Job No.

Scale 1:125 ON A1 SHEET

Date 29 NOV, 2022

Drawn by

DRAWING NUMBER **AR-68-TYPE D**

Checked by

Revision No.

ARCHITECT FAHAD SHAHBAZ CA/2008/38330

ARCHITECT/TOWN PLANNER

AUTHORISED SIGNATORY